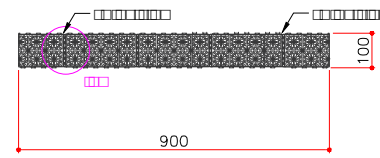


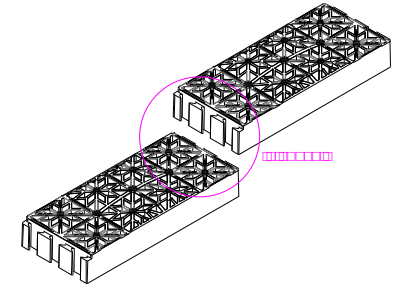
1 **따복지보호판 평면도**
SCALE = NONE



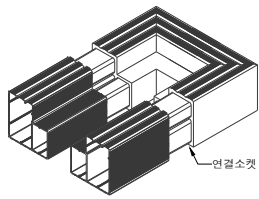
2 **받침틀 평면도**
SCALE = NONE



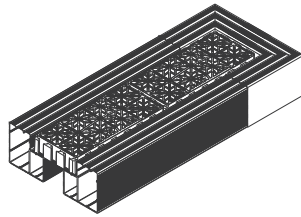
3 **보호판 평면도**
SCALE = NONE



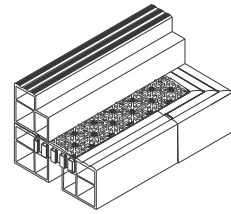
4 **보호판 체결 상세도**
SCALE = NONE



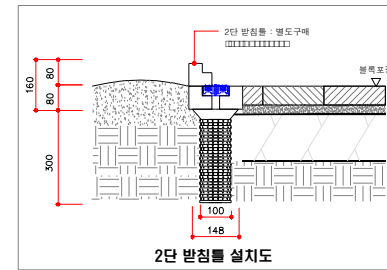
받침틀+연결소켓 조립도



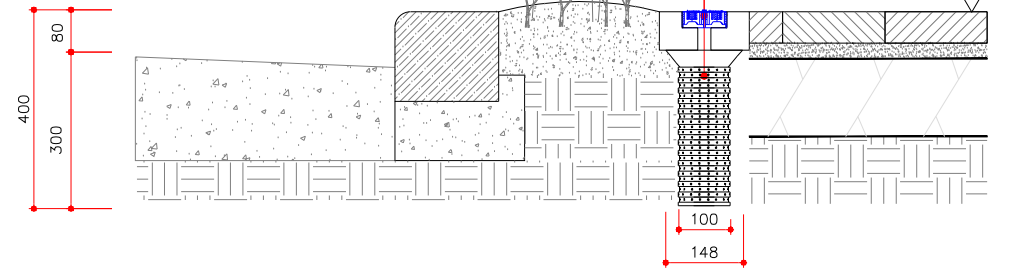
1단 따복지보호판 조립도



2단 따복지보호판 조립도



2단 받침틀 설치도



6 **1-1' 생육삼통관 결합 설치도**
SCALE : NONE

5 **따복지보호판 조립 상세도**
SCALE : NONE

NOTE

1. 재질 - A) 받침틀 : 알루미늄 (AL6063-T5) B) 보호판 : H.D.P.E
2. 생육삼통관 포함 (1EA/M)
3. 황토포장, 아스팔트포장, 콘크리트포장 등 통시작업 시 본 제품은 포장공사 후에 설치하는 것을 원칙으로 함.