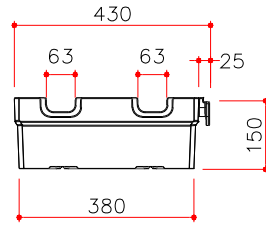
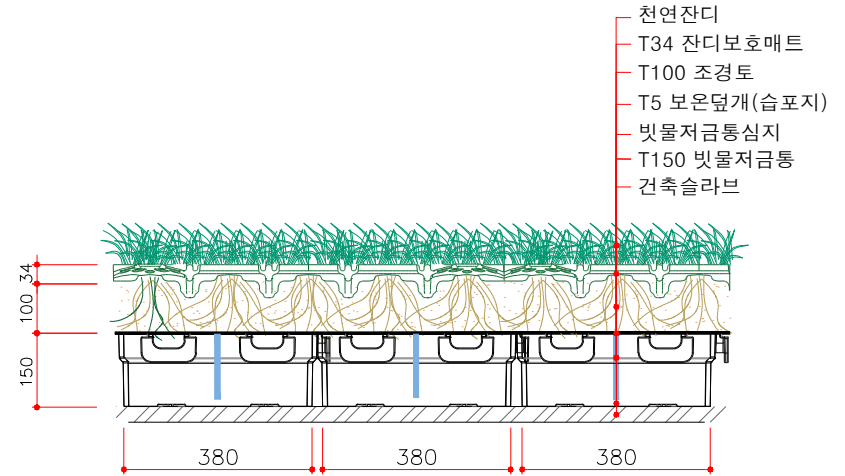


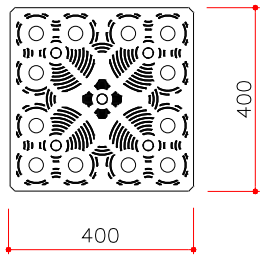
1 **빗물저금통 평면도**
SCALE = NONE



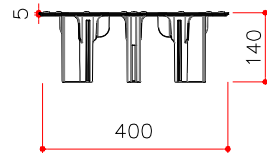
2 **빗물저금통 정면도**
SCALE = NONE



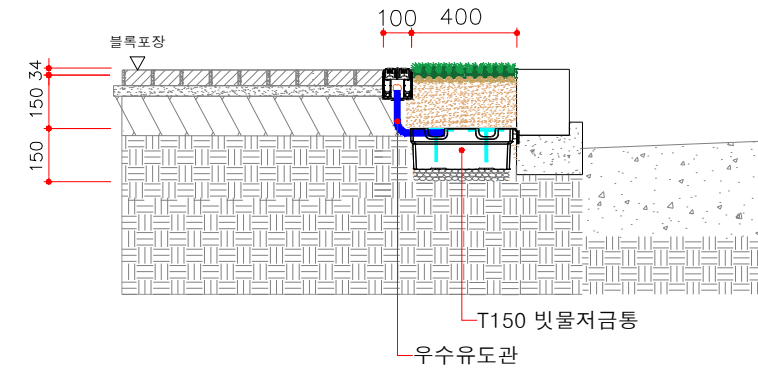
7 **빗물저금통 '옥상녹화' 설치도**
SCALE : NONE



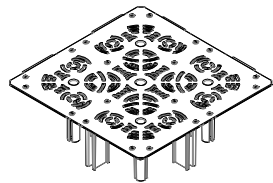
3 **유동지지판 평면도**
SCALE = NONE



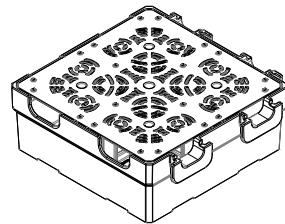
4 **유동지지판 정면도**
SCALE = NONE



8 **빗물저금통 '생태보행로' 설치도**
SCALE : NONE



5 **유동지지판 등각도**
SCALE = NONE



6 **빗물저금통 결합 등각도**
SCALE = NONE

NOTE

1. 재질 - A) 빗물저금통, 유동지지판 : 폐비닐재활용재 B) 심지 : H.D.P.E / 극세사
2. 보온덮개, 조경토, 잔디보호매트는 옵션사항
3. 옥상녹화에 설치 시, 기본 방수공사가 시행되어야 함.
4. 생태보행로에 설치 시, 우수유도관 체결을 원칙으로 함.